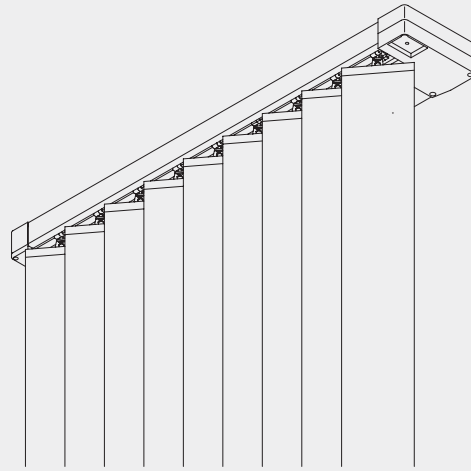


## Motorised Vertical Blind System

# Silent Gliss® 2950



### Product Information

- Electrically operated vertical blind system for domestic and commercial use
- Stacking arrangements: single, pair, multiple, symmetric and asymmetric applications
- Standard colours: anodised aluminium or white powder coated
- The standard system is powered by an effective 24V DC motor (Type 9090 or 9091)
- Louvre travel speed: 10cm/sec
- Can also be used for sloping applications
- Made to measure
- Easy snapping on and off of the louvres
- Open-close-tilt operation with fixed switch or remote control
- Vertical Wave and 3D Vertical Wave options available
- Motor 9091 (with integrated radio receiver) can be combined with Radio Remote Control System 9940/0450



2950


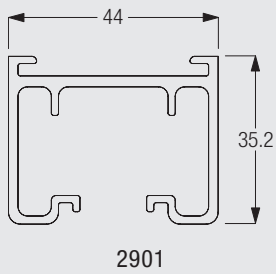
[www.shadingspecialists.co.uk](http://www.shadingspecialists.co.uk)

Shading Specialists  
Unit 23  
Orbital 25  
Dwight Road  
Watford  
WD18 9DA  
020 8421 6605

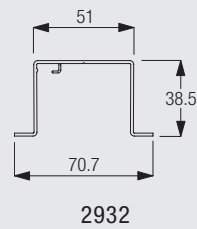
[info@shadingspecialists.co.uk](mailto:info@shadingspecialists.co.uk)

## Profile, Bending and Specification Information

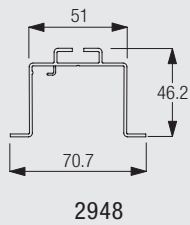
### Main profile



### Recess profile



### Recess profile for suspended ceilings



### Specification Guide - download from [www.silentgliss.co.uk](http://www.silentgliss.co.uk).

Silent Gliss 2950 electrically operated vertical blind, interference-free with built-in low voltage interface allowing direct access to all automated control systems, anodised aluminium/powder coated assembled with 24V DC motor 9090/9091. Internal drive belts, chain guide/return and rotation elements at 10/m (127mm louvres) or 13/m (89mm louvres). Fabrics to be chosen from Silent Gliss price range 1/2/3. Track top fixed with clamp 3033 or face fixed with extension brackets 3239D. Wiring (by others measured elsewhere) to be strictly in accordance with Silent Gliss wiring diagrams. ....of .....overall length .....overall drop.

## How to Measure

Please complete a Silent Gliss measure sheet (these can be obtained from head office or at [www.silentgliss.co.uk](http://www.silentgliss.co.uk) - password required).



2950

## System Dimensions



6m



1.1m (pair stack)  
50cm (single stack)









600g per louvre  
(incl. bottom weight)











4m

Max. system widths / max. number and weight of louvres (applicable for all available motor variations)

	max.	mm	#
	6 m 6 m	127 89	60 79
	6 m 6 m	127 89	60 79
	6 m 5 m	127 89	60 65
	5 m 5 m	127 89	50 65
	5 m 5 m	127 89	50 65
	5 m 4.5 m	127 89	50 60

Stack Sizes (each stack)

mm		max.													
		(cm)													
		80	100	120	140	160	180	200	220	240	260	280	300	320	340
127		25	27	30	33	36	39	42	45	48	51	54	57	60	63
		19	21	22	24	25	27	28	30	31	33	34	36	37	38
89		26	29	33	38	41	45	50	53	57	62	65	69	74	77
		18	20	21	24	26	27	30	32	33	36	38	39	42	44

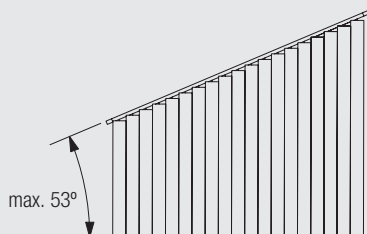
mm		max.													
		(cm)													
		360	380	400	420	440	460	480	500	520	540	560	580	600	
127		66	69	72	75	78	81	84	87	90	93	96	99	101	
		40	41	43	44	46	47	49	50	52	53	55	56	58	
89		81	86	89	93	98	101	105	110	113	117	122	125	129	
		45	48	50	51	54	57	59	60	62	63	66	68	69	



The stack sizes above don't apply for the system option Vertical Waves. Please contact Silent Gliss for further information.

System Options

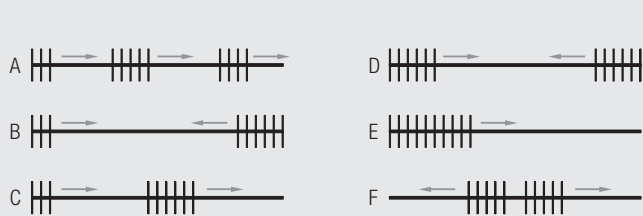
Sloping windows



Special longer-necked rotation elements are used. The maximum slope depends on the louvre widths: 45° with 127 mm and 53° with 89 mm louvres.

Both the stack and the motor need to be located at the top of the slope.

## Stacking variations (examples)



A: 3 stacks in 1 direction (can also be asymmetric)

B: Pair stack, asymmetrical

C: Asymmetrical in 1 direction

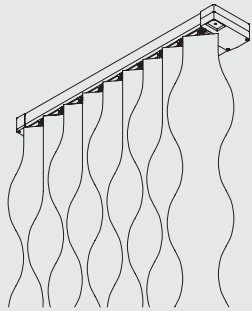
D: Pair stack, equal

E: Single stack

F: Centre stack

The vertical blind system Silent Gliss 2950 offers uniquely varied application possibilities.

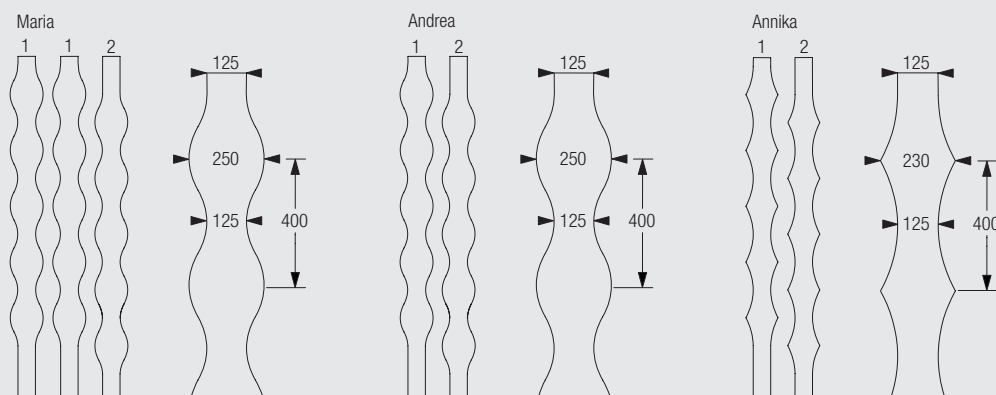
## System Option Vertical Waves



The system can be optionally equipped with the system option Vertical Waves.

NOTE: Vertical Wave cannot be supplied on a sloping system!

## Vertical Wave and 3D Vertical Wave louvers 127mm

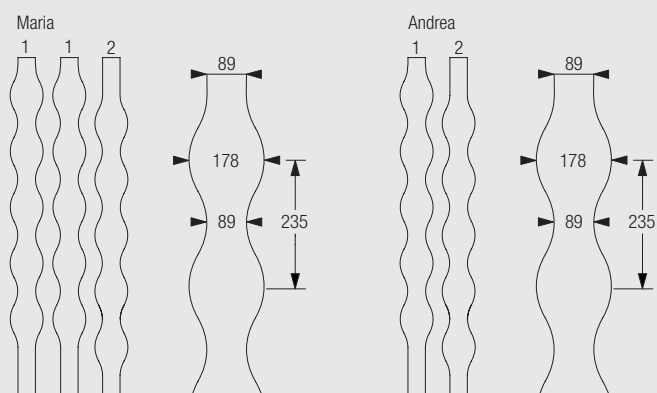


Three exceptional designs, Maria, Andrea and Annika, are available.

3D Vertical Waves only applicable with design Andrea (5-shape and 6-shape louvers, 218 to 297cm louver height).

Minimum drop: 104cm

## Vertical Wave louvers 89mm

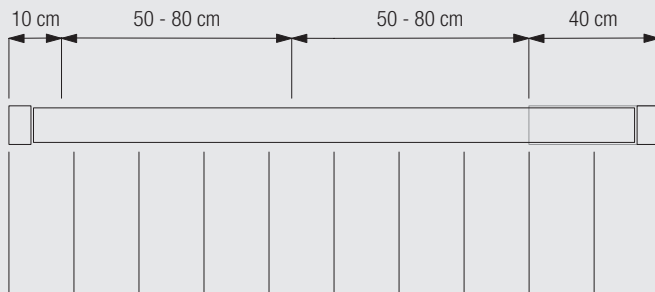


Two exceptional designs, Maria and Andrea, are available.

Minimum drop: 110cm

## Fitting Information

### Bracket positioning

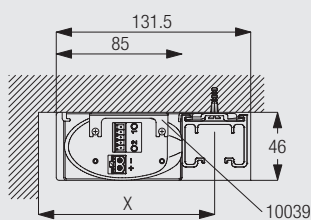


The motor can be mounted on the left or on the right side of the track.

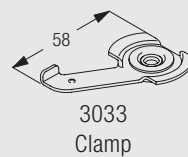
## Fitting Options

CAD download from [www.silentgliss.co.uk](http://www.silentgliss.co.uk) (password required).

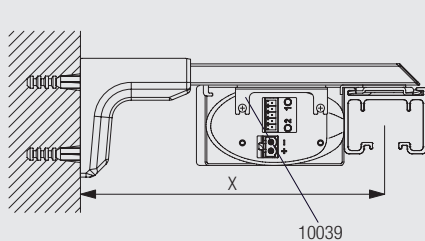
### Ceiling fix with clamp 3033



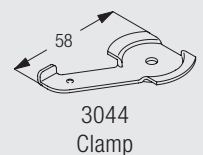
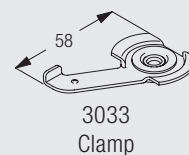
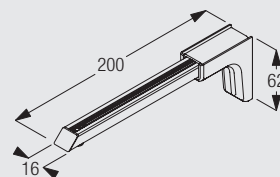
	X (mm)
11156	182-210



### Wall fitting with Universal Smart Fix 11156 and clamp 3033/3044



X (mm)
150



Wall distance X:

89 and 127 mm louvres = 150 mm

89 mm Vertical Wave louvres = 115 mm

127 mm Vertical Wave louvres = 140 mm

Brackets feature thread for screw SG 11158 (M4x12) for fixing clamps 3033/3044.













## Standard Accessories

0578 Pattress box




0613 5-position switch







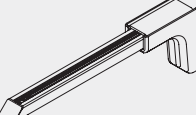
2901	Profile		2912	Drive Belt	
2916	Rotation element set (127mm)		2918	Rotation element set (89mm)	
2925	Belt Connector		2927	Pilot runner	
2949	Endstop		2982	Endstop	
3033	Clamp		9090	Motor 24V DC	
10040	Power Supply		10048	Power lead (175cm)	
1148C	Countersunk screw				

## Sets

9119	Guide set, containing These parts can not be ordered separately (exc. 2922). Necessary screws are supplied with that set.		2922	Guide return	1	
			2952	Half case	1	
			2953	Half case	1	
			2959	Bevel wheel	1	
			2960	Drive	1	
			2961	Adapter	1	
			9101	Securing pin	1	



## Optional Accessories

0565	Non-latching switch		5742	Klik socket	
6268	Hanger		9091	Motor 24V DC, radio receiver	
11156	Universal Smart Fix, 200 mm set				

## Louvre Accessories

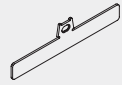
2471 Bottom weight (127mm)



2479 Bottom link chain (127mm)



2605 Top clip (127mm)



2849 Top clip (PVC)



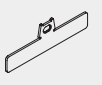
2473 Bottom weight (89mm)



2481 Bottom link chain (89mm)



2813 Top clip (89mm)



## Overview Motors and Controls

Motor 9090 / 9091 DC (24 V)	Standard	Option
		With built-in radio receiver
Motor Nr.	9090	9091 / 9091 EL

### Motor Features

Interference free	●	●
Electronic limit settings (with memory to protect against power failure)	●	●
Thermal overload protection	●	●
Meets the standards CE/IECEE-CB- CCC	●	●
Shaft rotation reversible	by wire	by wire
Smooth operation with soft start and soft stop	●	●
Automatic obstacle detection	●	●

### Control Features

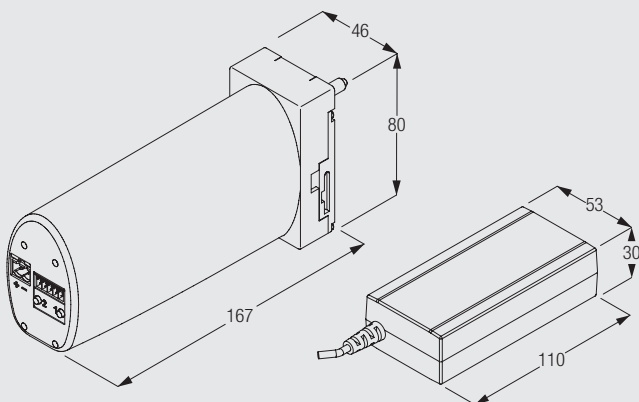
Silent Gliss radio remote control 0450 / 9940		●
Suitable for all common home automation and bus systems	●	●
Switching by low voltage inputs group and individual	●	●



2950

These features represent only a small selection of a multitude of various control options.

## Motor 9090 / 9091DC (24 V)



- Voltage: 24V DC
- Frequency receiver of Motor 9091:433.9MHz
- Current: 1.9A
- Speed: 110rpm
- Temperature for operation: 0°C to + 60°C
- Thermal overload protection
- CE/IECEE Standard
- Weight: 0.5 kg

Separate power supply incl. low-voltage cable (2.9 m) and power supply cable are needed to operate the motors.

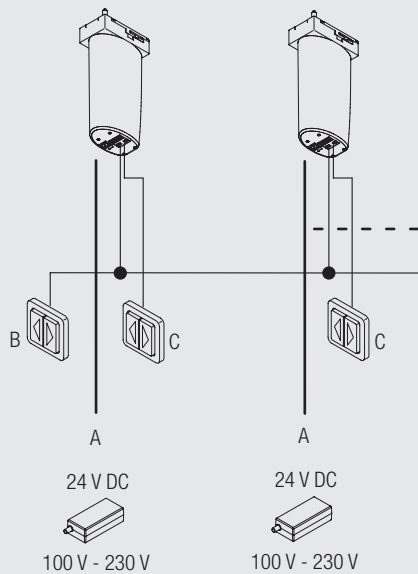
Right/left shaft rotation is possible by reversing the wiring. This gives more flexibility when installing multiple systems.

The entire motor is positioned behind the track.

For 9940 radio control system use integrated motor 9091EL, for 0450 radio control system use integrated motor 9091.

## Operating Methods

### Combination of wall switch and multiple motors with motor 9090



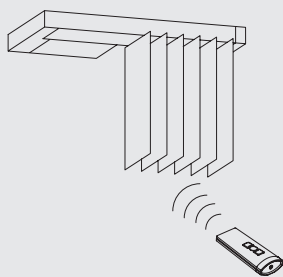
A: 24V DC, 1.9 A  
B: simultaneous  
C: individual

Electronic operation with "Open-Close" at any desired position.

Simultaneous and/or individual operation of single or multiple systems, by low voltage switch.



### Operation with radio remote control systems 9940/0450 with motor 9091 (integrated receiver)



System with motor Silent Gliss 9091 features an integrated radio receiver and can be combined with Radio Remote Control Systems Silent Gliss 9940/0450 with minimum wiring. For further details, please refer to catalogue section "Motors & Controls".

## Wiring and Connections

Wiring diagrams can be found at [www.silentgliss.co.uk](http://www.silentgliss.co.uk) (password required).